



HRD - High Resistance Stainless Steel D Shackle

Manufactured from grade 17/4 stainless steel. They offer breaking loads and resistance to stress corrosion without compromising the shackles integrity. Grade 17/4 corrosion resistances are similar to 18/8



with Standard Screw Pin 	Dim (P)	Dim (B)	Jaw (J)	Inside (I)	M.B.L. (lbs)	Weight (lbs)	Part #
6mm x 6mm HR D Shackle	0.24	0.24	0.47	0.79	5940	0.05	HM-HRD06
8mm x 8mm HR D Shackle	0.31	0.31	0.63	1.02	9680	0.12	HM-HRD08
10mm x 10mm HR D Shackle	0.39	0.37	0.79	1.30	16500	0.21	HM-HRD10
12mm x 12mm HR D Shackle	0.47	0.50	0.94	1.54	22000	0.52	HM-HRD12
14mm x 14mm HR D Shackle	0.55	0.56	1.10	1.93	30800	0.80	HM-HRD14
16mm x 16mm HR D Shackle	0.63	0.63	1.26	2.20	41800	1.03	HM-HRD16
20mm x 20mm HR D Shackle	0.79	0.75	1.57	2.76	61600	1.33	HM-HRD20

D Shackles**316SS**

with Standard Screw Pin 	Dim (P)	Dim (B)	Jaw (J)	Inside (I)	M.B.L. (lbs)	Weight (lbs)	Part #
4mm D Shackle	0.16	0.16	0.31	0.63	1760	0.02	HM-D04
3/16" D Shackle	0.20	0.20	0.39	0.79	3300	0.03	HM-D05
1/4" D Shackle	0.24	0.24	0.51	0.98	4290	0.05	HM-D06
5/16" D Shackle	0.31	0.31	0.63	1.26	6600	0.12	HM-D08
3/8" D Shackle	0.37	0.37	0.75	1.50	10560	0.21	HM-D10
7/16" D Shackle	0.43	0.43	0.87	1.73	13200	0.33	HM-D11
1/2" D Shackle	0.50	0.50	1.02	2.05	16500	0.52	HM-D12
9/16" x 5/8" D Shackle	0.63	0.56	1.14	2.28	22000	0.99	HM-D16
5/8" x 3/4" D Shackle	0.75	0.63	1.26	2.52	30800	1.29	HM-D19


with Socket Head Pin 

5mm Socket Pin D Shackle	0.20	0.20	0.39	0.79	3300	0.03	HM-D05C
6mm Socket Pin D Shackle	0.24	0.24	0.51	0.98	4290	0.05	HM-D06C
8mm Socket Pin D Shackle	0.31	0.31	0.63	1.26	6600	0.12	HM-D08C
10mm Socket Pin D Shackle	0.37	0.37	0.75	1.50	10560	0.21	HM-D10C
11mm Socket Pin D Shackle	0.43	0.43	0.87	1.73	13200	0.33	HM-D11C
12mm Socket Pin D Shackle	0.50	0.50	1.02	2.05	16500	0.52	HM-D12C
16mm Socket Pin D Shackle	0.63	0.56	1.14	2.28	22000	0.99	HM-D16C
19mm Socket Pin D Shackle	0.75	0.63	1.26	2.52	30800	1.29	HM-D19C

with Shake Proof Pins 

3/16" Shake Proof D Retained	0.20	0.20	0.39	0.79	3300	0.03	HM-D05RS
1/4" Shake Proof D Retained	0.24	0.24	0.51	0.98	4290	0.05	HM-D06RS
5/16" Shake Proof D Retained	0.31	0.31	0.63	1.26	6600	0.12	HM-D08RS
3/8" Shake Proof D Retained	0.37	0.37	0.75	1.50	10560	0.21	HM-D10RS
7/16" Shake Proof D Retained	0.43	0.43	0.87	1.73	13200	0.33	HM-D11RS
1/2" Shake Proof D Retained	0.50	0.50	1.02	2.05	16500	0.52	HM-D12RS
5/8" Shake Proof D Retained	0.63	0.56	1.14	2.28	22000	0.99	HM-D16RS

WD - Wide D Shackle**316SS**


with Standard Screw Pin 	Dim (P)	Dim (B)	Jaw (J)	Inside (I)	M.B.L. (lbs)	Weight (lbs)	Part #
5mm Wide D SS Shackle	0.20	0.20	0.79	1.18	1650	0.03	HM-WD05
6mm Wide D SS Shackle	0.24	0.24	0.98	1.26	2860	0.07	HM-WD06
8mm Wide D SS Shackle	0.31	0.31	1.26	1.89	5500	0.14	HM-WD08
10mm Wide D SS Shackle	0.39	0.39	1.57	2.36	7260	0.26	HM-WD10

Hi-MOD SHACKLES

Long D Shackle

316SS



with Standard Screw Pin 	Dim (P)	Dim (B)	Jaw (J)	Inside (I)	M.B.L. (lbs)	Weight (lbs)	Part #
4mm Long D Shackle	0.16	0.16	0.31	0.94	1320	0.03	HM-LD04
3/16" Long D Shackle	0.20	0.20	0.39	1.14	2640	0.04	HM-LD05
1/4" Long D Shackle	0.24	0.24	0.51	1.69	3520	0.07	HM-LD06
5/16" Long D Shackle	0.31	0.31	0.63	1.93	5280	0.15	HM-LD08
3/8" Long D Shackle	0.37	0.37	0.75	2.17	8360	0.26	HM-LD10

with Socket Head Pin

5mm Socket Pin Long D	0.20	0.20	0.39	1.14	1320	0.03	HM-LD05C
6mm Socket Pin Long D	0.24	0.24	0.51	1.69	2640	0.04	HM-LD06C
8mm Socket Pin Long D	0.31	0.31	0.63	1.93	3520	0.07	HM-LD08C
10mm Socket Pin Long D	0.37	0.37	0.75	2.17	5280	0.15	HM-LD10C


with Shake Proof Pins

3/16" Shake Proof Long D Retained	0.20	0.20	0.39	1.14	1320	0.03	HM-LD05RS
1/4" Shake Proof Long D Retained	0.24	0.24	0.51	1.69	2640	0.04	HM-LD06RS
5/16" Shake Proof Long D Retained	0.31	0.31	0.63	1.93	3520	0.07	HM-LD08RS
3/8" Shake Proof Long D Retained	0.37	0.37	0.75	2.17	5280	0.15	HM-LD10RS

Bow Shackle

316SS



with Standard Screw Pin 	Dim (P)	Dim (B)	Jaw (J)	Bow (B)	Inside (I)	M.B.L. (lbs)	Weight (lbs)	Part #
4mm Bow Shackle	0.16	0.16	0.31	0.47	0.71	1320	0.02	HM-B04
3/16" Bow Shackle	0.20	0.20	0.39	0.63	0.87	2640	0.03	HM-B05
1/4" Bow Shackle	0.24	0.24	0.51	0.75	1.10	3520	0.06	HM-B06
5/16" Bow Shackle	0.31	0.31	0.63	0.98	1.38	5280	0.13	HM-B08
3/8" Bow Shackle	0.37	0.37	0.75	1.10	1.50	8360	0.23	HM-B10
7/16" Bow Shackle	0.43	0.43	0.87	1.30	1.81	10560	0.35	HM-B11
1/2" Bow Shackle	0.50	0.50	1.02	1.50	2.05	13200	0.59	HM-B12
9/16" Bow Shackle	0.63	0.56	1.14	1.69	2.36	17600	1.10	HM-B16
5/8" Bow Shackle	0.75	0.63	1.26	1.97	2.68	22000	1.39	HM-B19


with Socket Head Pin

3/16" Socket Pin Bow	0.20	0.20	0.39	0.63	0.87	2640	0.03	HM-B05C
1/4" Socket Pin Bow	0.24	0.24	0.51	0.75	1.10	3520	0.06	HM-B06C
5/16" Socket Pin Bow	0.31	0.31	0.63	0.98	1.38	5280	0.13	HM-B08C
3/8" Socket Pin Bow	0.37	0.37	0.75	1.10	1.50	8360	0.23	HM-B10C
7/16" Socket Pin Bow	0.43	0.43	0.87	1.30	1.81	10560	0.35	HM-B11C
1/2" Socket Pin Bow	0.50	0.50	1.02	1.50	2.05	13200	0.59	HM-B12C
5/8" Socket Pin Bow	0.63	0.56	1.14	1.69	2.36	17600	1.10	HM-B16C
3/4" Socket Pin Bow	0.75	0.63	1.26	1.97	2.68	22000	1.39	HM-B19C

with Shake Proof Pins

3/16" Shake Proof Bow Retained	0.20	0.20	0.39	0.63	0.87	2640	0.03	HM-B05RS
1/4" Shake Proof Bow Retained	0.24	0.24	0.51	0.75	1.10	3520	0.06	HM-B06RS
5/16" Shake Proof Bow Retained	0.31	0.31	0.63	0.98	1.38	5280	0.13	HM-B08RS
3/8" Shake Proof Bow Retained	0.37	0.37	0.75	1.10	1.50	8360	0.23	HM-B10RS
7/16" Shake Proof Bow Retained	0.43	0.43	0.87	1.30	1.81	10560	0.35	HM-B11RS
1/2" Shake Proof Bow Retained	0.50	0.50	1.02	1.50	2.05	13200	0.59	HM-B12RS
5/8" Shake Proof Bow Retained	0.63	0.56	1.14	1.69	2.36	17600	1.10	HM-B16RS

Twisted Shackles**316SS**

with Standard Screw Pin 	Dim (P)	Dim (B)	Jaw (J)	Inside (I)	M.B.L. (lbs)	Weight (lbs)	Part #
4mm Twist Shackle	0.16	0.16	0.31	0.51	1320	0.02	HM-T04
3/16" Twist Shackle	0.20	0.20	0.39	0.63	2640	0.03	HM-T05
1/4" Twist Shackle	0.24	0.24	0.51	0.79	3520	0.05	HM-T06
5/16" Twist Shackle	0.31	0.31	0.63	1.02	5280	0.12	HM-T08
3/8" Twist Shackle	0.37	0.37	0.75	1.22	8360	0.21	HM-T10
7/16" Twist Shackle	0.43	0.43	0.87	1.38	10560	0.33	HM-T11
1/2" Twist Shackle	0.50	0.50	1.02	1.61	13200	0.52	HM-T12
9/16" x 5/8" Twist Shackle	0.63	0.56	1.14	1.77	17600	0.99	HM-T16
5/8" x 3/4" Twist Shackle	0.75	0.63	1.26	2.01	24200	1.29	HM-T19


with Socket Head Pin 

5mm Socket Pin Twist Shackle	0.20	0.20	0.39	0.63	2640	0.03	HM-T05C
6mm Socket Pin Twist Shackle	0.24	0.24	0.51	0.79	3520	0.05	HM-T06C
8mm Socket Pin Twist Shackle	0.31	0.31	0.63	1.02	5280	0.12	HM-T08C
10mm Socket Pin Twist Shackle	0.37	0.37	0.75	1.22	8360	0.21	HM-T10C
11mm Socket Pin Twist Shackle	0.43	0.43	0.87	1.38	10560	0.33	HM-T11C
12mm Socket Pin Twist Shackle	0.50	0.50	1.02	1.61	13200	0.52	HM-T12C
16mm Socket Pin Twist Shackle	0.63	0.56	1.14	1.77	17600	0.99	HM-T16C
19mm Socket Pin Twist Shackle	0.75	0.63	1.26	2.01	24200	1.29	HM-T19C

with Shake Proof Pins 

3/16" Shake Proof Twist Retained	0.20	0.20	0.39	0.63	2640	0.03	HM-T05RS
1/4" Shake Proof Twist Retained	0.24	0.24	0.51	0.79	3520	0.05	HM-T06RS
5/16" Shake Proof Twist Retained	0.31	0.31	0.63	1.02	5280	0.12	HM-T08RS
3/8" Shake Proof Twist Retained	0.37	0.37	0.75	1.22	8360	0.21	HM-T10RS
7/16" Shake Proof T Retained	0.43	0.43	0.87	1.38	10560	0.33	HM-T11RS
1/2" Shake Proof Twist Retained	0.50	0.50	1.02	1.61	13200	0.52	HM-T12RS
5/8" Shake Proof Twist Retained	0.63	0.56	1.14	1.77	17600	0.99	HM-T16RS

Long Twisted Shackles**316SS**

with Standard Screw Pin 	Dim (P)	Dim (B)	Jaw (J)	Inside (I)	M.B.L. (lbs)	Weight (lbs)	Part #
4mm Long Twist Shackle	0.16	0.16	0.31	0.91	1320	0.03	HM-LT04
3/16" Long Twist Shackle	0.20	0.20	0.39	1.02	2640	0.04	HM-LT05
1/4" Long Twist Shackle	0.24	0.24	0.51	1.57	3520	0.07	HM-LT06
5/16" Long Twist Shackle	0.31	0.31	0.63	1.77	5280	0.15	HM-LT08
3/8" Long Twist Shackle	0.37	0.37	0.75	1.97	8360	0.26	HM-LT10

with Socket Head Pin 

5mm Socket Pin Long Twist	0.20	0.20	0.39	1.02	1320	0.03	HM-LT05C
6mm Socket Pin Long Twist	0.24	0.24	0.51	1.57	2640	0.04	HM-LT06C
8mm Socket Pin Long Twist	0.31	0.31	0.63	1.77	3520	0.07	HM-LT08C
10mm Socket Pin Long Twist	0.37	0.37	0.75	1.97	5280	0.15	HM-LT10C

with Shake Proof Pins 

3/16" Shake Proof L.Twist Retained	0.20	0.20	0.39	1.02	1320	0.03	HM-LT05RS
1/4" Shake Proof L.Twist Retained	0.24	0.24	0.51	1.57	2640	0.04	HM-LT06RS
5/16" Shake Proof L.Twist Retained	0.31	0.31	0.63	1.77	3520	0.07	HM-LT08RS
3/8" Shake Proof L.Twist Retained	0.37	0.37	0.75	1.97	5280	0.15	HM-LT10RS